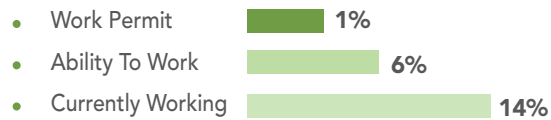


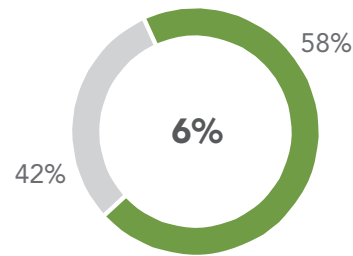
Registered Individuals Breakdown by Livelihood Needs

Total Registered at CRM database **32,127**

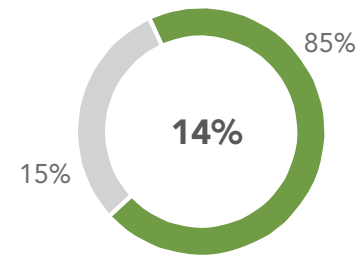
Key Figures	Total Numbers
Work Permit	243
Ability To Work	1867
Currently Working	4477



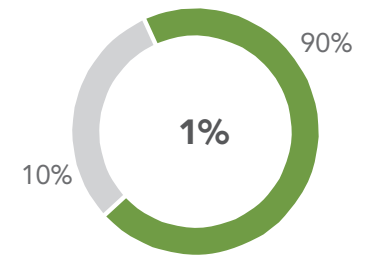
Ability To Work



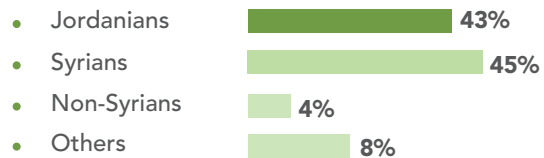
Currently Working



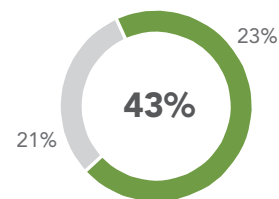
Work Permit



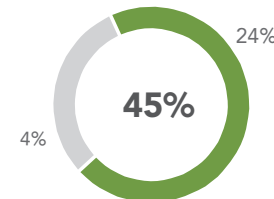
Nationality	Total Numbers
Jordanian	6783
Syrian	7068
Non-Syrian	466
Others	1134



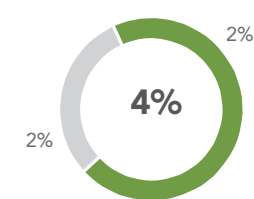
Jordanians



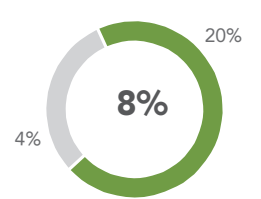
Syrians



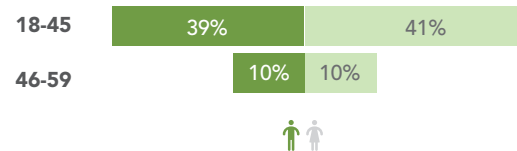
Non-Syrians



Others



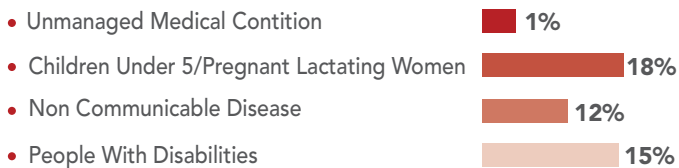
Age Group



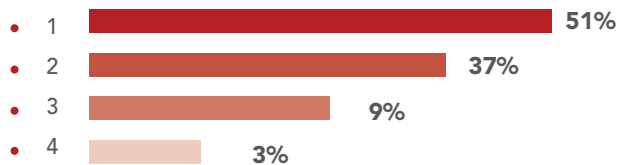
Registered Individuals Breakdown by Health Needs

Total Registered at CRM Database **32,127**

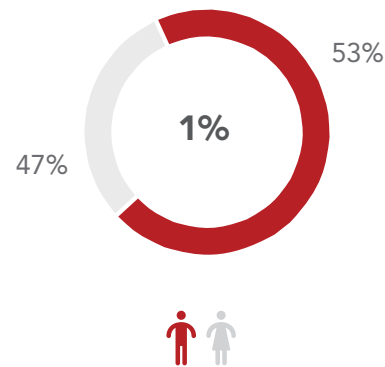
Key Figures	Total Numbers
Unmanaged Medical Contition	468
PLW - CU5	5873
NCDs'	4164
PWDs'	5119



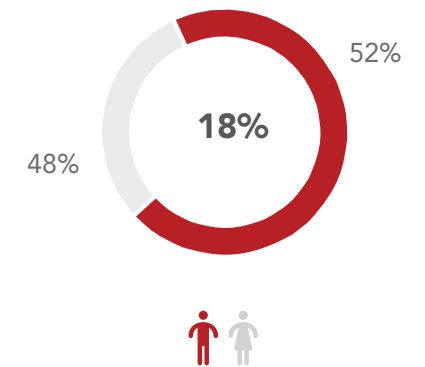
Health Vulnerability Score	# Of Beneficiaries
1	16641
2	11962
3	2485
4	114
Total	32,127



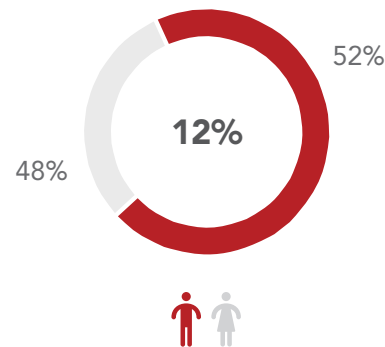
Unmanaged Medical Contition



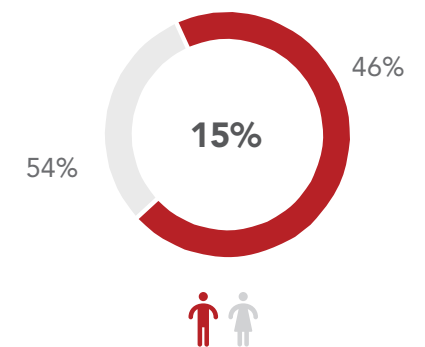
CU5 - PLW



NCDs'



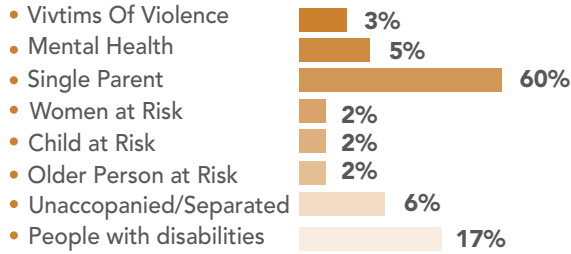
PWDs




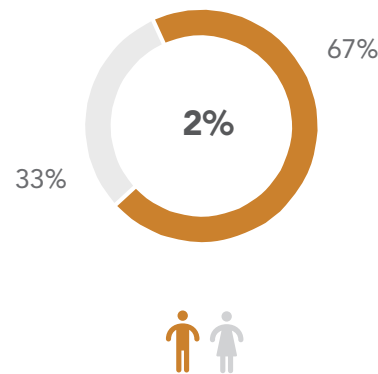
Registered Individuals Breakdown by Counselling Needs

Total Registered at CRM Database **32,127**

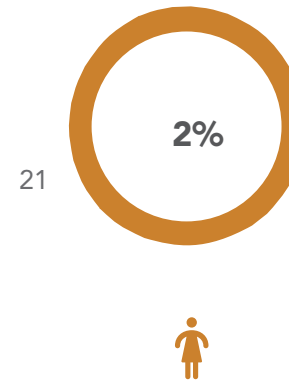
Key Figures	Total Numbers
Victims Of Violence	68
Mental Health	178
Single Parent	1935
Women at Risk	21
Child at Risk	28
Older Person at Risk	3
People with Disabilities	5222
Total	32,127



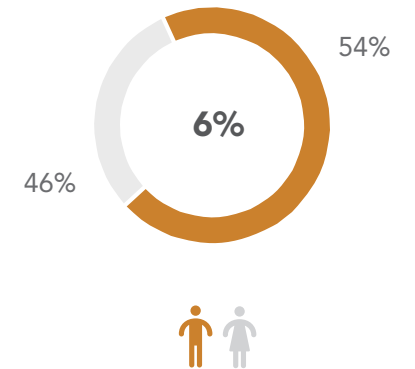
 Older person at Risk



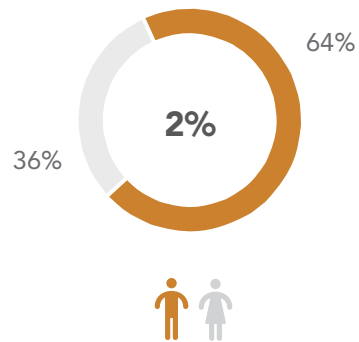
 Women at Risk



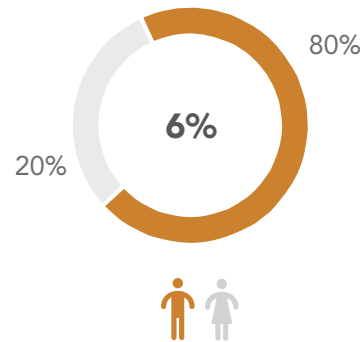
 Unaccompanied/Separated



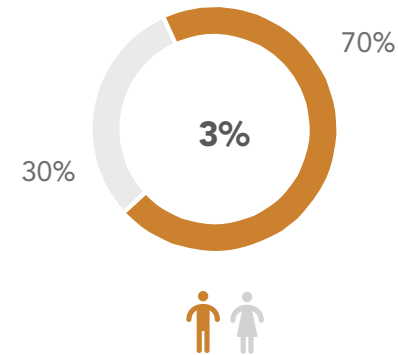
 Child at Risk



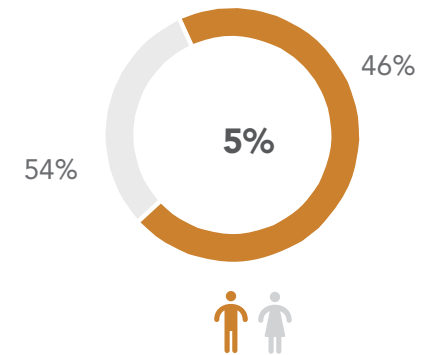
 Single Parent



 Victims Of Violence



Mental Health

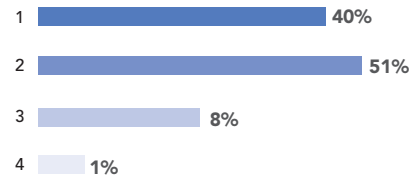


Registered Individuals Breakdown by Education Needs

Total Registered at CRM Database **32,127**

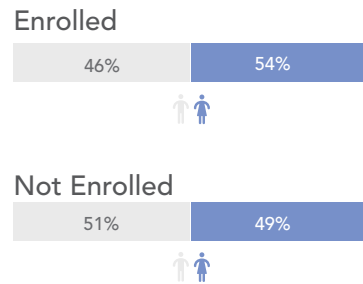
Education Vulnerability Score

Vulnerability Score	# Of Beneficiaries
1	3265
2	4163
3	650
4	2
Total	8080



Enrolling / Not Enrolling

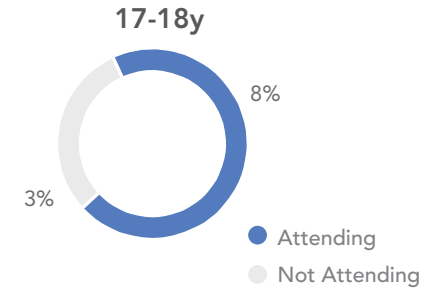
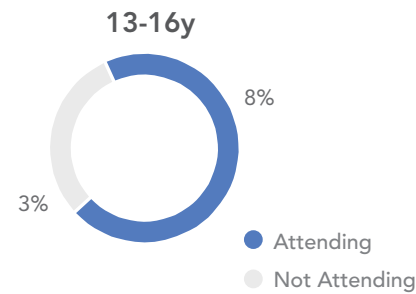
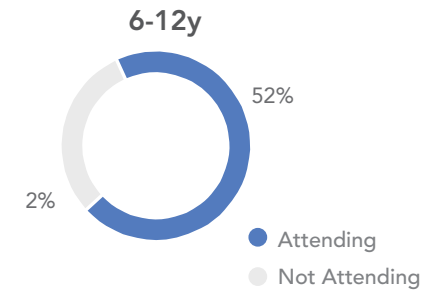
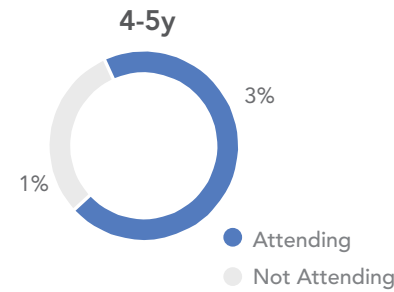
Gender	Yes	No
Male	965	109
Female	946	133
Total	1911	242



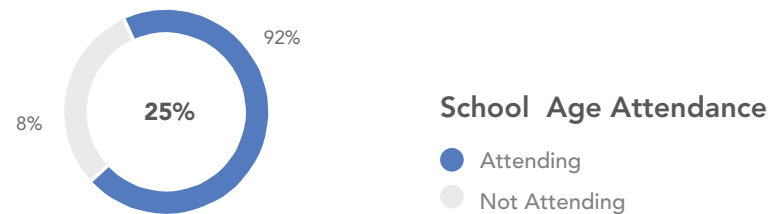
Type Of School

Gender	Private	Public	Special needs
Male	319	3284	12
Female	294	3236	5
Total	613	6520	17

Age Group



Children Attending and Not Attending Education Pathways



Registered Individuals Breakdown by Humanitarian Assistance Needs

Total Registered at CRM Database **32,127**

Basic Needs Score

Basic Needs Score	# Of HHM	%
Not Determined	59	11%
3	2187	26%
4	5191	63%
Total	8210	100%

WASH Score

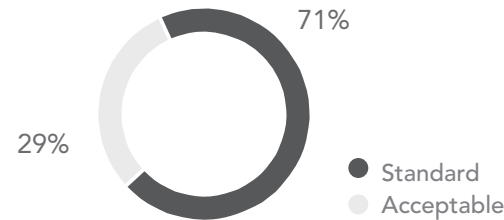
WASH Score	# Of HHM	%
1	4372	53%
2	2525	30%
3	455	7%
4	799	10%
Total	8210	100%

Household Member Income

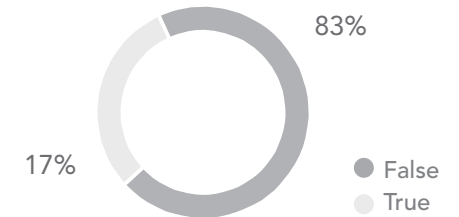
Gender	Male	Female	Total	%
Not determined	15372	12076	27,448	85%
<=200	2065	394	2459	7%
>900	16	5	21	1%
201-400	1664	309	1973	3%
401-600	155	43	198	3%
601-900	22	5	27	1%
Total	14501	14371	32,127	100%



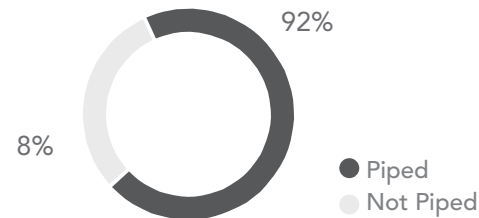
Overall House Condition



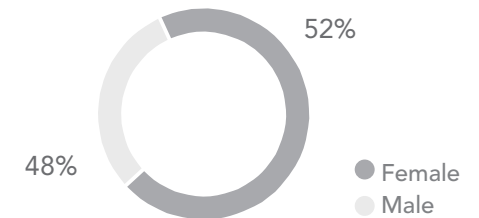
UNHCR Cash



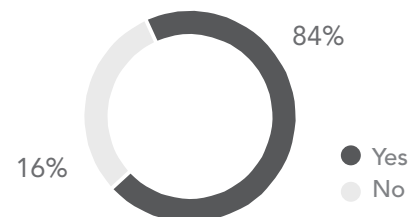
Water Source



MOI Card



No Latrine Access



WFP Food Vouchers

